



# **INVERTED CASTER BED CARGO DOLLY**



## **Maneuver and adapt to changing loads**

We've set the standard for the industry with these highly versatile dollies, which handle all standard container and pallet base sizes to 96 x 125 in. (244 x 318 cm).



## **KEY FEATURES**

1. As many as five dollies can be stacked and rolled onto transport carriers without crating for shipping
2. High-quality, top grade zinc hardware withstands years of rugged, daily use
3. Towbar-activated rear-wheel brakes for increased safety
4. Eight wheels across the dolly frame easily carry 15,000 lbs. (6,804 kg)
5. Swivel casters steering for easy maneuverability

## **OPTIONS**

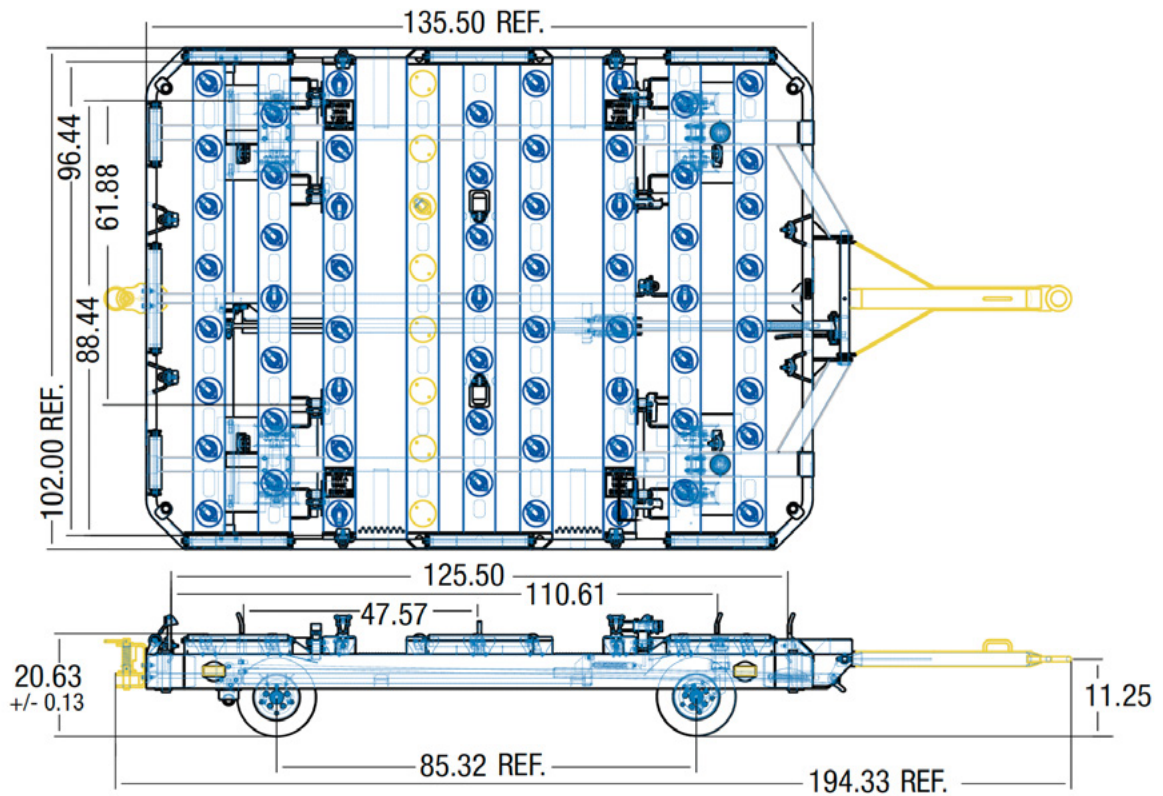
- Optional hot-dip galvanizing gives additional corrosion resistance



**GET FULL  
PRODUCT  
INFO**

# SPECIFICATIONS

<b>Capacity</b>	15,000 lbs. (6,804 kg)	<b>Brakes</b>	Towbar-activated rear-wheel brakes
<b>Weight</b>	2,338 lbs. (1,061 kg)	<b>Rear Hitch</b>	Spring-loaded E-hitch; pintle hitch available
<b>Length</b>	135.5 (344 cm)	<b>Hubs</b>	1.38 in. (3.5 cm) diameters with sealed bearings
<b>Width</b>	102 in. (259 cm)	<b>Bed Rollers/ Casters</b>	Sealed caster bearings
<b>Tires</b>	Solid size: 4 x 8 in. (10 x 20 cm), 16 in. (40 cm) diameter	<b>Steering</b>	Front swivel casters
<b>Running Gear</b>	Dual-wheeled swivel casters in front, dual-wheeled fixed axle in rear	<b>Container Stops</b>	Manual, spring-loaded, detented



**A world leader in airline, air cargo and material handling equipment for over 45 years.**

FAST Global Solutions designs, builds, installs and services an expansive portfolio of robust, ruggedly-built, dependable equipment for today's global commerce operations. To learn more, contact the knowledgeable and experienced FAST Team.

[GSE@fastsolutions.com](mailto:GSE@fastsolutions.com) +1 (320) 634-5126 [fastsolutions.com](http://fastsolutions.com)